

9150 Fail-Secure Manual Release Kit

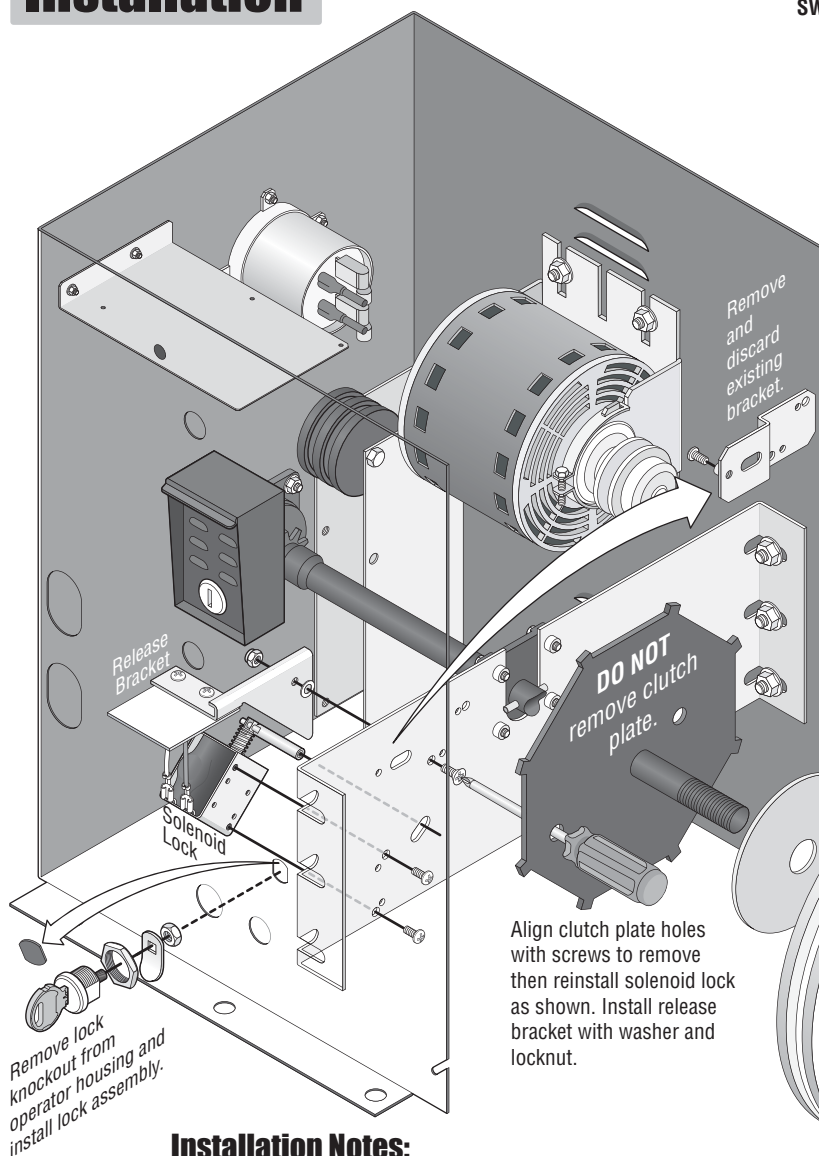
DoorKing Part Number

2600-865

Converts a Fail-Safe manual release model 9150 slide gate operator to a Fail-Secure manual release model 9150. Power outages or turning power off **WILL NOT** allow gate to be manually operated without physically unlocking the slide gate operator with the key first. The slide gate operator "Fails" (Loss of AC power) in a "Secure" (Manually in-operable) condition. This option is **typically used in UL 325 Class III and Class IV applications.**

Kit Includes: Lock with 2 keys, release bracket with screw, washer and locknut.

Installation

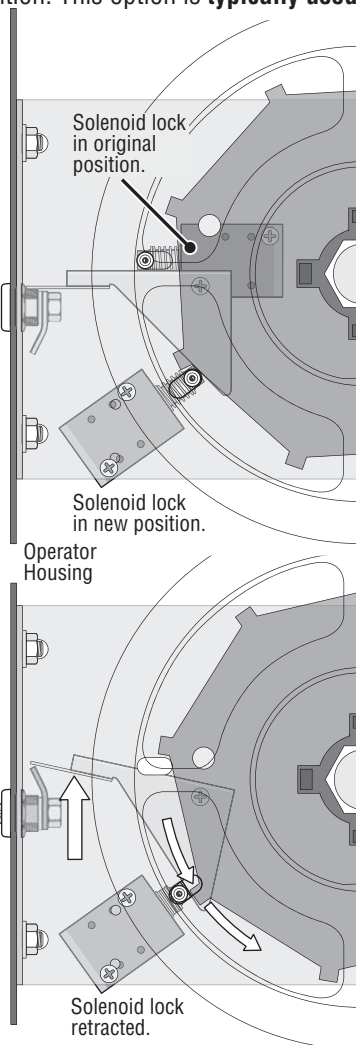


DIP-Switch Setting



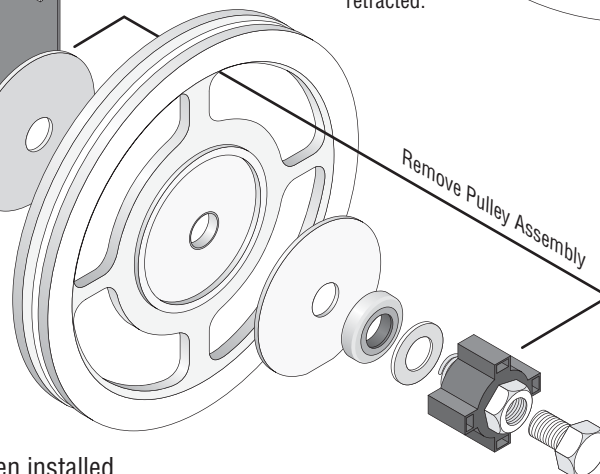
SW 2

SW 2, switch 4 must be **ON**. Solenoid lock will automatically retract and allow clutch plate to rotate **ONLY** during normal gate cycling.



Key Release

Turning key 1/2 turn raises release bracket to retract solenoid lock. This allows clutch plate to rotate for manual operation **with or without** AC power.



Installation Notes:

- It is easier to install this kit **before** the operator has been installed.
- Make sure that power to the operator is **OFF** if operator is already operational.
- When reinstalling solenoid lock, existing mounting holes may need to be elongated to allow retracted lock to clear clutch plate stops.