



# BARRIER GATE OPERATORS


## Models BGU and BGU-D

### COMMON FEATURES

- Lockable galvanized steel cabinet with white or yellow powder coat finish
- 10', 12', or 14' wood arm included
- Heavy-duty right-angle oil bath gear reducer
- Heavy-duty harmonic link with bronze bushings
- UL325/UL991 compliant 24VDC control board

### BGU-D FEATURES:

- Full time DC powered battery backup with seamless transition
- Full-time ½ HP DC motor
- Selectable fail safe or fail secure modes of operation
- Solar power capable
- Batteries included



**BGU**  
115 VAC

**BGU-D**  
Full-time DC powered  
battery backup



All Models ETL Listed;  
UL325 Compliant



Supporters and Proud Members of



## ELECTRICAL


- Solid state 24V control board UL325/UL991 compliant
- 15 Diagnostic LEDs on board for ease of setup and trouble shooting
- Integral entrapment sensing system with dual multi-turn precision potentiometers for accurate adjustment and enhanced safety
- Integrated maximum run and auto close timer (0-124 seconds)
- Built-in master/slave capability using 3-wire shielded cable
- 24V AC and DC power available for access control accessories

## MECHANICAL

- Lockable powder coated cabinet available in yellow or white
- 10', 12', or 14' wood gate arm included. Painted white with yellow and black warning tape on both sides
- Heavy-duty gate arm clamp with integrated cutting bracket

## BGU and BGU-D OPERATOR SPECIFICATIONS

	Model	HP	Voltage	Arm Length	Seconds to Open	Maximum Cycles
BGU	BGU-10-3	1/3	115	10'	2	Continuous
	BGU-12-3	1/3	115	12'	2.5	Continuous
	BGU-14-3	1/3	115	14'	2.5	Continuous
BGU-D	BGU-D-10-2	1/2	115/24VDC Solar Optional	10'	2.8	Continuous
	BGU-D-12-2	1/2	115/24VDC Solar Optional	12'	2.8	Continuous
	BGU-D-14-2	1/2	115/24VDC Solar Optional	14'	2.8	Continuous



### 1 Cam operated limits

- Easily accessible through access door

### 2 Heavy-duty drive components

- Oil bath gear reduction
- Harmonic link with oil impregnated bronze bushings
- Dual V-belt drive

### 3 Solid-state control circuitry

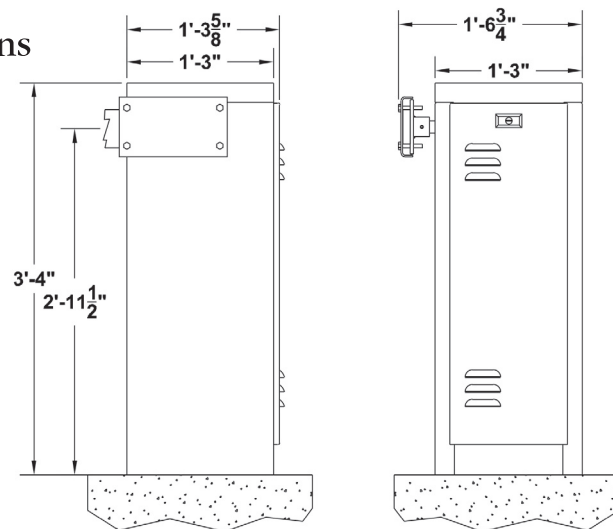
- UL325/UL991 compliant 24VDC control board
- Full feature for access control, security, and entrapment protection

### 4 Standard convenience features

- Power on/off button
- Accessory power outlet on 115V operators
- 3-button station

Model BGU shown with optional thermostatically controlled heater

## Dimensions



## CAUTIONS



- Automatic gates not for pedestrians
- Automatic gate operators designed for vehicular traffic only; operators are powerful and can cause serious injury or death; **DIRECT ALL PEDESTRIAN TRAFFIC TO SEPARATE PEDESTRIAN GATE**
- UL325 requires use of contact or non-contact anti-entrapment devices
- ASTM F2200 requires that all exposed rollers are covered



LINEAR

(800) 421-1587 • [www.linearcorp.com](http://www.linearcorp.com)

OSCO, a subsidiary of Linear

(800) 333-1717 • [www.operatorspecialty.com](http://www.operatorspecialty.com)